

City of Swan

# Nature Passport



In partnership with  Nature Play<sup>WA</sup>

# Nature Passport



First name:

---

Age:

---

# How to use this passport

## This is your City of Swan Nature Passport!



Use it to explore nature in the City of Swan, play, create, imagine, look closer and have some fun with your friends and family.

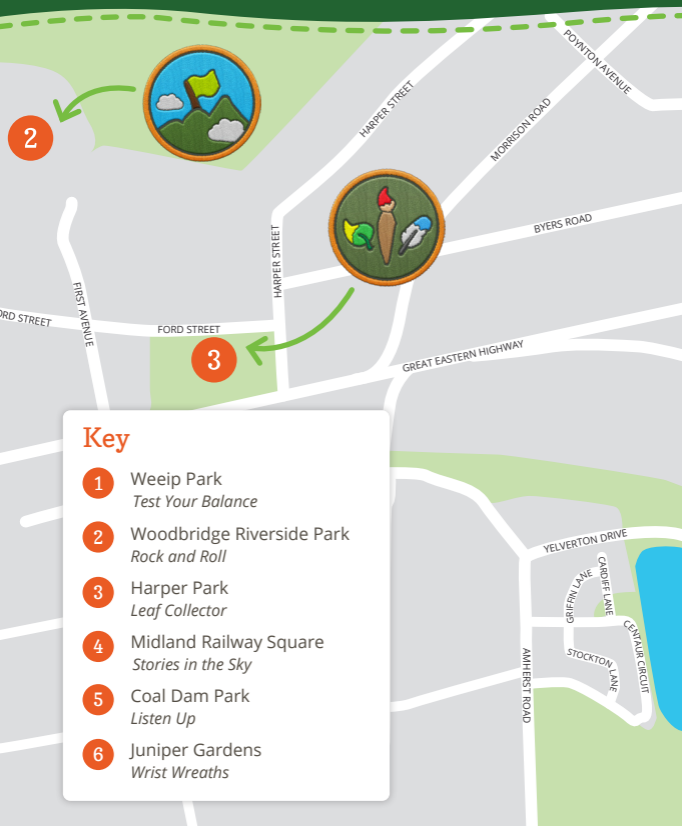
- Try new nature activities.
- Journal your escapades.
- Record the wildlife you come across.
- Tick off our list of '15 things to do'.

Flip forward to your **City of Swan Activity Map** to see the six activity locations, then find the corresponding activity page and get stuck in!

Each of the activities can be done using the international Nature Passport app and there are over one hundred more to choose from.

Visit [www.naturepassport.org](http://www.naturepassport.org) to get started!

# City of Swan Activity Map



## Key

- 1 Weep Park  
*Test Your Balance*
- 2 Woodbridge Riverside Park  
*Rock and Roll*
- 3 Harper Park  
*Leaf Collector*
- 4 Midland Railway Square  
*Stories in the Sky*
- 5 Coal Dam Park  
*Listen Up*
- 6 Juniper Gardens  
*Wrist Wreaths*



1

2

3


4



city of swan

For more information visit:  
[www.swan.wa.gov.au](http://www.swan.wa.gov.au)

# Activity 1: Weep Park *Junction Parade, Midland*



Medium



15 mins or less



Move

## Test Your Balance

*Explore Midland Junction's newest park as you put your balancing skills to the test.*

Let's warm up by standing on one leg. Try and hold your balance!

Next, explore the park and find something to balance on.

Can you get from one end to the other without falling off?

***Did you know...*** Weep Park was named after Weep, the traditional leader of the Boora Clan (Boya Ngura people) in the Swan area.

# Journal

*Draw, take notes and fill in the blank space!*

*I balanced on lots of things at Weep Park!*



My favourite thing to balance on was

\_\_\_\_\_.

The hardest thing to balance on was

\_\_\_\_\_.

The longest I balanced for was \_\_\_\_\_ seconds.

Visit [app.naturepassport.org](http://app.naturepassport.org) (Launch Pack) to complete this activity and many more!

# Activity 2: Woodbridge Riverside Park

## First Avenue, Woodbridge



Beginner



15 mins or less



Move

### Rock and Roll

*Tumble down a hill, just like Jack and Jill.*

Follow the walk path past the playground equipment, where you will find a perfect spot to roll!

Ask your family to check that there are no obstacles, rocks or sharp objects in your way.

Lie down at the top and roll your way down! Weeee!



# Journal

*Draw, take notes and fill in the blank space!*


Draw a picture of you rolling  
down the slope...



Visit [app.naturepassport.org](http://app.naturepassport.org) (Launch Pack) to complete this activity and many more!

# Activity 3: Harper Park

## *Great Eastern Highway, Woodbridge*



**Beginner**



**15 mins or less**



**Create**

### **Leaf Collector**

*Let's learn about leaves!*

Go on a leaf hunt and use what you collect to make some leafy artwork.

Leaves come in all shapes and sizes and can do amazing things as each leaf is important to the plant it grows on.

As you explore Harper Park, collect five leaves. Look for ones that vary in shape, size, colour or texture!

***Be kind to living things.... make sure to only collect leaves that have already fallen from a plant.***

# Journal


*Draw, take notes and fill in the blank space!*

*How will you arrange your leaves?  
By colour? By size? By shape?*



Attach  
sticker  
here!

Draw a picture of your leaf  
arrangement below.



Which leaf is your favourite and why?

---

Visit [app.naturepassport.org](http://app.naturepassport.org) (Everyday Explorer Pack) to complete this activity and many more!

# Activity 4: Midland Railway Square

## Foundry Road, Midland



Medium



15 mins or less



Observe

### Stories in the Sky

*Midland Railway Square is a great spot to sit down, relax and enjoy nature.*

Find a comfy spot and look up in the sky.

Watch the cloud shapes, and make up a story with your family or friends...

- Notice shapes. What do they remind you of?
- Create characters. What are their names?
- Where is your story set?

Start your sky story! Take turns telling a piece of the story. Begin your part with, "yes, and then..."



# Badge Stickers



Test Your Balance



Rock and Roll



Leaf Collector



Stories in the Sky




Listen Up



Wrist Wreaths

# Avatar Stickers







# Journal


*Record your sky story!*

The setting for our story is:

\_\_\_\_\_

\_\_\_\_\_.


Draw and label our cloud characters:



Visit [app.naturepassport.org](http://app.naturepassport.org) (Everyday Explorer Pack) to complete this activity and many more!

# Activity 5: Coal Dam Park

## *Yelverton Drive, Midland*



Beginner



15 mins or less



Listen

### Listen Up

*Take a moment to listen to the world around you. What can you hear at Coal Dam Park?*

Try this trick... Make your hand into a “C”-shape then cup it behind your ear to make extra big “bat ears” that can catch even more sound waves!


***Did you know....*** *bats have the best hearing of any mammal on earth. They rely on hearing to catch flying insects for food.*

# Journal

*Draw, take notes and fill in the blank space!*

Did you hear, or see, any of these animals?

Attach  
sticker  
here!



Motorbike frog

Black cockatoo

What other animals did you hear, or see?



---



---



---

Visit [app.naturepassport.org](http://app.naturepassport.org) (Hone Your Senses Pack) to complete this activity and many more!

# Activity 6: Juniper Gardens

## Farmers Market Lane, Midland



Beginner



30 to 45 mins



Create

### Wrist Wreaths

*Make your very own wrist wreath using fallen natural items.*

You will need:

Tape, or string

Your creativity!

Explore Juniper Gardens for natural items that are small and lightweight. We like using leaves, sticks and grass.

If you don't have tape or string with you, collect your items to take home and put together.

***Be kind to living things....*** choose items on the ground rather than picking from plants.

# Journal

*Draw, take notes and fill in the blank space!*

I used the following natural items in my wrist wreath:



- \_\_\_\_\_
- \_\_\_\_\_
- \_\_\_\_\_
- \_\_\_\_\_

Visit [app.naturepassport.org](http://app.naturepassport.org) (Launch Pack) to complete this activity and many more!

# Aboriginal History


## Kaya - Hello! Wandju - Welcome!

The City of Swan has a particularly strong Aboriginal culture – and this is an ongoing connection which we are proud to have within our City.



The local Aboriginal people and custodians of the land are Whadjuk Noongar people. The Noongar people have long since inhabited the historic lands of the Swan coastal plain, dating back some 40,000 years.

The land provided a natural abundance of food and water resources and the traditional owners developed a rich history of customs in the area.



# Play Trails

## Discover a Play Trail

Play Trails take traditional scavenger hunt games to a whole new level.

Using Nature Play WA's Play Trails app, families visit trail locations to unlock site-specific content and challenges, solve quiz questions and score points.

Download the free Play Trails app and look for a Play Trail in the City of Swan!




For more information, visit [www.natureplaywa.org.au/playtrails](http://www.natureplaywa.org.au/playtrails)



# Let's go on a Nature Safari!

Nature is all around you. How many species of plants, animals or fungi can you spot and record?

## Start your safari!



Draw your species

Give it a name!

What is it doing?

Why do you think it likes this spot?

### Create a digital record of your nature safari!

Develop observation and stealth skills as you go “hunting” for new species in the wild. In addition to this booklet, use the ‘Safari’ section of [app.naturepassport.org](http://app.naturepassport.org) to record your Safari animal sightings.





Draw your species

Give it a name!

What is it doing?

Why do you think it likes  
this spot?



Draw your species

Give it a name!

What is it doing?

Why do you think it likes  
this spot?

# Let's go on a Nature Safari!



Draw your species

Give it a name!

What is it doing?

Why do you think it likes  
this spot?



Draw your species

Give it a name!

What is it doing?

Why do you think it likes  
this spot?

1. Kick a ball at Weep Park .....
2. Listen for birds at a local park .....
3. Test your balance on the swings at Woodbridge Riverside Park .....
4. Build a cubby .....
5. Scoot, ride or walk at Woodlake Park .....
6. Listen for frogs at Whiteman Park .....
7. Jump in a puddle on a rainy day .....
8. Identify plants along the Guildford River Ramble Walk .....
9. Go for a bush walk .....
10. Have a picnic along the Noble Falls Walk Trail .....
11. Make a nature crown using fallen natural items .....
12. Climb the Bells Rapid Walk Trails at Walyunga .....
13. Search for smooth rocks to paint and decorate .....
14. Climb a Wandoo tree along the FR Berry Walk Trail ..
15. Fly a kite at Harper Park .....

# Play, explore and learn outdoors!

The City of Swan supports outdoor play for a more vibrant community with healthier, happier children.

Nature Play WA is supported by



Department of  
**Local Government, Sport  
and Cultural Industries**

[www.natureplaywa.org.au](http://www.natureplaywa.org.au)



Follow us on Facebook

The development of this booklet is funded by Lotterywest through Nature Play WA's Digital Wellbeing Campaign.